

BANNED LAMPS

UK SEPTEMBER 2023 & FEBRUARY 2024



**YOUR
ELECTRICAL
EXPERTS**

IN-BRANCH | CEF.CO.UK | TRADE CATALOGUE | APP

All products are subject to availability and prices are correct at the time of print.
Prices valid until 5:30pm on 31st December 2023.

LAMPS BAN TIMELINE

The EU published its review of RoHS exemptions on mercury containing lamps on the 24th February 2022 in the Official Journal of the European Union. Post Brexit, our industry awaited confirmation of the UK timetable. On Monday 30th January 2023, DEFRA published the Secretary of State's determination applicable to England, Scotland and Wales on the Government's website. The lamp type exemptions mirror the EU, but with extended implementation timescales as listed below.

Lamp Type	EU Phase-out Date (Legislation)	GB Phase-out Date (Legislation)
T8 Fluorescent Tubes (2ft, 4ft & 5ft) 	August 2023 (RoHS)	September 2023 (Eco-Design)
Halogen Capsules (G4, GY6.35 & G9) 	August 2023 (Eco-Design)	September 2023 (Eco-Design)
Compact Fluorescent Lamps (CFLs) 	February 2023 (RoHS)	February 2024 (RoHS)
T5 Fluorescent Tubes (All Lengths) 	August 2023 (RoHS)	February 2024 (RoHS)
T8 Fluorescent Tubes (Remaining Lengths) 	August 2023 (RoHS)	February 2024 (RoHS)

The Northern Ireland Protocol that came into force on 1 January 2021 requires Northern Ireland to align with relevant EU rules relating to the placing of products on the market. As such this means that Northern Ireland will adopt the EU time line rather than the UK's. In line with all previous bans, it is still legal to sell and install these lamps, ultimately once all existing stocks are depleted, these lamps will no longer be available.

CONTENTS

Lamps Ban Timeline

Banned Lamps - September 2023

Banned Lamps - February 2024

LED Lamp Options

LED Luminaire Options

T8 Triphosphor Fluorescent Tubes

Halogen Capsule Lamps

16W CFL 2D Lamps

T5 Circular Fluorescent Tubes

T9 Triphosphor Circular Fluorescent Tubes

CFL Single Compact Lamps

CFL Double Compact Lamps

CFL Triple Compact Lamps

CFL Long Compact 4 Pin PLL Lamps

T8 Triphosphor Fluorescent Tubes

T5 Miniature Fluorescent Tubes

T5 Triphosphor Fluorescent Tubes

LED T8/ T5 Glass Tubes

LED Capsule Lamps

8W G24 LED Lamps

2G11 LED PLL Lamps

8W LED 2D Lamps

LED Luminaire Alternatives

LED Tri-colour Battens IP20

LED Non-corrosive Fittings IP65

LED Linear Vapour Proof Fittings IP65

LED Slimline Under Cabinet Link Lights

Backlit LED TP[a] Panels IP20

12W / 16W Dome LED Tri-Colour Bulkheads IP65

12W / 16W Klip LED Tri-Colour Bulkheads IP65

LED Circular Flexi-fit Tri-colour Downlights IP20

LED Low Profile Commercial Downlight IP20

4.1W Emergency Conversion Kit IP20

02

05

05

07

07

07

08

08

08

08

09

09

09

11

12

13

13

13

14

15

16

17

18

19

20-21

22-23

24-25

26

26



BANNED LAMPS

SEPTEMBER 2023 BAN

September 2023 will see the phase out of 2ft, 4ft and 5ft T8 Fluorescent tubes. In addition Halogen G4, G9 and GY6.35 capsule lamps will also be banned, both bans are implemented under the Eco-Design Legislation surrounding inefficiency.

In line with all previous bans, it is still legal to sell and install these lamps. Ultimately once all existing stocks are depleted, these lamps will no longer be available.



BANNED LAMPS

T8 TRIPHOSPHOR FLUORESCENT TUBES

- Lamp life: 20,000 hrs



FROM
£2.75
+VAT

Code	Length	Wattage	Lumens	1+	25+
Warm White – 3000K					
0305-4415	2 ft	18W	1350 lm	£2.75	£2.65
0305-4466	4 ft	36W	3350 lm	£3.70	£3.50
0305-4487	5 ft	58W	5230 lm	£4.40	£4.05
White – 3500K					
0305-4418	2 ft	18W	1350 lm	£2.75	£2.65
0305-4469	4 ft	36W	3350 lm	£3.70	£3.50
0305-4490	5 ft	58W	5250 lm	£4.40	£4.05
Cool White – 4000K					
0305-4421	2 ft	18W	1350 lm	£2.75	£2.65
0305-4472	4 ft	36W	3350 lm	£3.70	£3.50
0305-4493	5 ft	58W	5250 lm	£4.40	£4.05
Daylight – 6500K					
0574-1053	2 ft	18W	1250 lm	£2.75	£2.65
0567-8131	4 ft	36W	3050 lm	£3.70	£3.50
0585-3589	5 ft	58W	5000 lm	£4.40	£4.05

HALOGEN G9 CAPSULE LAMPS

- Finish: Clear
- Cap: G9
- Lamp life: 2,000 hrs



ONLY
£3.30
+VAT

Code	Wattage	Lumens	1+	10+
Warm White – 2700K				
0999-1597	18W	204 lm	£3.30	£3.10
0999-1600	33W	460 lm	£3.30	£3.10

HALOGEN CAPSULE LAMPS

- Finish: Clear
- Lamp life: 2,000 hrs



ONLY
£1.65
+VAT

Code	Wattage	Cap	Lumens	1+	10+
Warm White – 2900K					
0431-1037	5W	G4	60 lm	£1.65	£1.50
2597-9065	8W	G4	104 lm	£1.65	£1.50
2597-9059	16W	G4	280 lm	£1.65	£1.50
2597-9062	28W	GY6.35	580 lm	£1.65	£1.50
2597-9056	40W	GY6.35	905 lm	£1.65	£1.50



BANNED LAMPS

FEBRUARY 2024 BAN

The February 2024 ban will see the Compact Fluorescent Lamp (CFL) phase out issued in the UK. Additionally all remaining sizes of T8 Tubes, along with T5 Tubes will be banned. All these bans are due to the RoHS Directive and associated Mercury content.

In line with all previous bans, it is still legal to sell and install these lamps. Ultimately once all existing stocks are depleted, these lamps will no longer be available.



BANNED LAMPS

16W CFL 2D LAMPS

- Emergency compatible
- Lamp life: 10,000 hrs



ONLY
£4.15
+VAT

T5 CIRCULAR FLUORESCENT TUBES

- Cap: 2GX13
- Lamp life: 16,000 hrs



*WHILE STOCKS LAST

FROM
£14.05
+VAT

Code	Cap	Lumens	1+	10+
White – 3500K				
1145-1463	GR8 2 Pin	1060 lm	£4.15	£3.85
1362-5662	GR10q 4 Pin	1060 lm	£4.15	£3.85

Code	Wattage	Lumens	1+
Cool White – 4000K			
0305-3254	22W	1800 lm	£14.05
0305-3275 *	40W	3300 lm	£14.25

T9 TRIPHOSPHOR CIRCULAR FLUORESCENT TUBES

- Cap: G10q
- Lamp life: 12,000 hrs



FROM
£11.50
+VAT

Code	Wattage	Lumens	1+
Cool White – 4000K			
1043-5342	22W	1400 lm	£11.50
1043-5348	32W	2400 lm	£12.75
1043-5357	40W	3200 lm	£18.25



CFL SINGLE COMPACT LAMPS

■ Lamp life: 10,000 hrs



FROM
£3.15
+VAT

Code	Wattage	Cap	Length	Lumens	1+	10+
2 Pin – Cool White – 4000K						
0305-4079	5W	G23	105 mm	260 lm	£3.15	£2.95
0305-4121	7W	G23	135 mm	405 lm	£3.20	£2.95
0305-4136	9W	G23	164 mm	583 lm	£3.25	£3.05
0305-3956	11W	G23	233 mm	897 lm	£3.35	£3.15
4 Pin – Cool White – 4000K						
0305-4073	5W	267	88 mm	260 lm	£3.20	£2.95
0305-4115	7W	267	120 mm	405 lm	£3.20	£2.95
0305-4130	9W	267	149 mm	583 lm	£3.20	£2.95
0305-3950	11W	267	218 mm	897 lm	£3.35	£3.05

CFL DOUBLE COMPACT LAMPS

■ Lamp life: 10,000 hrs



FROM
£3.20
+VAT

Code	Wattage	Cap	Length	Lumens	1+	10+
2 Pin – Cool White – 4000K						
0305-4229	10W	G24d-1	116 mm	600 lm	£3.20	£2.95
0305-4244	13W	G24d-1	137 mm	897 lm	£3.20	£2.95
0305-4259	18W	G24d-2	153 mm	1206 lm	£3.20	£2.95
0305-4280	26W	G24d-3	173 mm	1716 lm	£3.20	£2.95
4 Pin – Cool White – 4000K						
0305-4289	10W	G24q-1	109 mm	600 lm	£3.65	£3.35
0305-4298	13W	G24q-1	130 mm	897 lm	£3.65	£3.35
0305-4307	18W	G24q-2	146 mm	1206 lm	£3.65	£3.35
0305-4316	26W	G24q-3	166 mm	1716 lm	£3.65	£3.35

CFL TRIPLE COMPACT LAMPS

■ Lamp life: 10,000 hrs



FROM
£5.25
+VAT

Code	Wattage	Cap	Length	Lumens	1+	10+
2 Pin – Cool White – 4000K						
0305-4730	13W	GX24d-1	110 mm	806 lm	£5.25	£5.05
0305-4742	18W	GX24d-2	125 mm	1206 lm	£5.25	£5.05
0305-4760	26W	GX24d-3	145 mm	1749 lm	£5.25	£5.05
4 Pin – Cool White – 4000K						
0305-4787	13W	GX24q-1	103 mm	806 lm	£5.85	£5.55
0305-4793	18W	GX24q-2	118 mm	1206 lm	£5.85	£5.55
0305-4799	26W	GX24q-3	138 mm	1749 lm	£5.85	£5.55
0305-4805	32W	GX24q-3	139 mm	2112 lm	£6.20	£5.85
0305-4811	42W	GX24q-4	165 mm	2814 lm	£6.20	£5.85

CFL LONG COMPACT 4 PIN PLL LAMPS

■ Cap: 2611

■ Lamp life: 10,000 hrs



FROM
£5.45
+VAT

Code	Wattage	Length	Lumens	1+	10+
Cool White – 4000K					
0567-8161	18W	225 mm	1206 lm	£5.45	£5.15
0567-8170	24W	320 mm	1800 lm	£5.45	£5.15
0567-8179	36W	415 mm	2916 lm	£5.45	£5.15
0567-8188	40W	535 mm	3320 lm	£6.20	£5.95
0567-8197	55W	535 mm	4510 lm	£6.20	£5.95

T8 TRIPHOSPHOR FLUORESCENT TUBES

- Lamp life: 20,000 hrs



FROM
£4.85
+VAT

Code	Length	Wattage	Lumens	1+	25+
Warm White – 3000K					
0305-4445	3 ft	30W	2450 lm	£4.85	£4.55
White – 3500K					
1035-3877	3 ft	30W	2450 lm	£4.85	£4.55
0999-1591	6 ft	70W	6200 lm	£8.75	£8.05
Cool White – 4000K					
0305-4448	3 ft	30W	2450 lm	£4.85	£4.55
0305-4505	6 ft	70W	6200 lm	£8.75	£8.05
Daylight – 6500K					
1043-5366	3 ft	30W	2300 lm	£4.85	£4.55
0574-4965	6 ft	70W	5800 lm	£8.75	£8.05



T5 MINIATURE FLUORESCENT TUBES

- Lamp life: 5,000 hrs



FROM
£2.60
+VAT

Code	Length	Wattage	Lumens	1+	10+
White – 3500K					
2385-6190	150 mm [6"]	4W	160 lm	£2.60	£2.45
0305-4496	225 mm [9"]	6W	260 lm	£2.60	£2.45
0305-4508	300 mm [12"]	8W	380 lm	£2.60	£2.45
0305-4397	525 mm [21"]	13W	800 lm	£3.20	£2.95

T5 TRIPHOSPHOR FLUORESCENT TUBES

- High-efficiency fluorescent tubes
- Lamp life: 24,000 hrs



FROM
£3.60
+VAT

Code	Length	Wattage	Lumens	Price		
Warm White – 3000K						
0305-4400	549 mm	14W	1250 lm	1+	£3.60	20+ £3.45
0305-4424	849 mm	21W	1900 lm	1+	£3.85	20+ £3.70
0305-4430	1149 mm	28W	2620 lm	1+	£3.85	20+ £3.70
0305-4451	1149 mm	35W	3300 lm	1+	£5.50	20+ £5.15
White – 3500K						
1090-6717	549 mm	14W	1250 lm	1+	£3.60	20+ £3.45
1090-6726	1449 mm	35W	3300 lm	1+	£5.50	20+ £5.15
1090-6732	1449 mm	49W	4312 lm	1+	£5.50	20+ £5.15
Cool White – 4000K						
0305-4403	549 mm	14W	1250 lm	1+	£3.60	20+ £3.45
0305-4427	849 mm	21W	1900 lm	1+	£3.85	20+ £3.70
1090-6729	849 mm	39W	3005 lm	1+	£5.50	20+ £5.15
0305-4433	1149 mm	28W	2620 lm	1+	£3.85	20+ £3.70
1090-6738	1149 mm	54W	4412 lm	1+	£5.50	20+ £5.15
0305-4454	1449 mm	35W	3300 lm	1+	£5.50	20+ £5.15
1090-6735	1449 mm	49W	4312 lm	1+	£5.50	20+ £5.15
1090-6741	1449 mm	80W	6200 lm	1+	£5.50	25+ £5.15
Daylight – 6500K						
1090-6720	549 mm	14W	1140 lm	1+	£3.60	20+ £3.45

LED LAMP ALTERNATIVES



Please Note:

All energy saving calculations are based on an electricity cost of £0.28 kWh.

Carbon emission calculations are based on the 2023 UK Government Emission Factor of 0.207kg/CO₂e/kWh of electricity produced.

Depending on which icons are present, this indicates what control gear changes are required for the retrofit LED lamps to operate.



EASY INSTALL

This icon indicates that the process to retrofit to this LED lamp is much easier as only the starter needs to be removed or replaced when operating on switch start control gear.



ADVANCED INSTALL

This icon indicates that the process to retrofit to this LED lamp is more complex as the bypassing of control gear is required.



Direct Retrofit
– no change required

NOTE: Fusion always recommends the bypassing of all control gear to increase efficiency. Wiring diagrams are available upon request.

LED LAMP ALTERNATIVES

LED T8 GLASS TUBES

- Suitable replacement for fluorescent tubes
- Complete with LED starter for use in switch start retrofit installations
- Beam angle: 300°
- Lamp life: 25,000 hrs
- Guarantee: 3 Years



Switch Start Control Gear =
Remove Fluorescent Starter
and Replace with LED Starter

High Frequency Control Gear
= Bypass

FROM
£6.75
+VAT

Code	Length	Wattage	Lumens	1+	5+
Non-Dimmable - Cool White - 4000K					
2096-0905	2 ft	9W	900 lm	£6.75	£6.15
2096-0911	3 ft	14W	1500 lm	£8.75	£7.95
2096-0923	4 ft	18W	1950 lm	£11.05	£10.25
2096-0932	5 ft	24W	2600 lm	£13.25	£12.25
2096-0938	6 ft	30W	3400 lm	£22.50	£21.50

kgCO2e SAVING

UP TO 248.40 OVER 25,000 hrs
kgCO2e

YOU SAVE

UP TO £336.00 OVER 25,000 hrs

ENERGY SAVING COMPARISON:

30W LED Tube vs 70W T8 & Control Gear (8W)

LED CCT T8 GLASS TUBES

- Suitable replacement for fluorescent tubes
- Selectable colour temperature: Warm white 3000K, cool white 4000K and daylight 6500K
- Complete with LED starter for use in switch start retrofit installations
- Beam angle: 300°
- Lamp life: 25,000 hrs
- Guarantee: 3 Years



NEW



Switch Start Control Gear =
Remove Fluorescent Starter
and Replace with LED Starter

High Frequency Control Gear
= Bypass

FROM
£7.95
+VAT

Code	Length	Wattage	Lumens	1+	5+
Non-Dimmable - CCT					
2772-8017	2 ft	9W	945-990 lm	£7.95	£7.50
2772-8020	3 ft	14W	1540-1680 lm	£9.25	£8.95
2772-8023	4 ft	18W	1980-2160 lm	£11.95	£11.50
2772-8026	5 ft	24W	2640-2880 lm	£13.95	£12.95
2772-8029	6 ft	30W	3300-3600 lm	£26.95	£25.95

kgCO2e SAVING

UP TO 217.35 OVER 25,000 hrs
kgCO2e

YOU SAVE

UP TO £294.00 OVER 25,000 hrs

ENERGY SAVING COMPARISON:

24W LED T8 CCT Tube vs 58W T8 & Control Gear (8W)

LED LAMP ALTERNATIVES

LED T5 GLASS TUBES

- Suitable replacement for fluorescent tubes
- Complete with LED starter for use in switch start retrofit installations
- Beam angle: 200°
- Lamp life: 25,000 hrs
- Guarantee: 3 Years



NEW



Switch Start Control Gear =
Remove Fluorescent Starter
and Replace with LED Starter

High Frequency Control Gear
= Bypass

FROM
£9.25
+VAT

Code	Length	Wattage	Lumens	1+	10+
Non-Dimmable - Cool White - 4000K					
2772-8041	562 mm	8W	880 lm	£9.75	£9.25
2772-8032	862 mm	12W	1320 lm	£9.25	£8.95
2772-8035	1162 mm	16W	1760 lm	£13.50	£12.95
2772-8038	1462 mm	20W	2200 lm	£15.50	£14.95

kgCO2e SAVING

UP TO 103.50 OVER 25,000 hrs
kgCO2e

YOU SAVE

UP TO £140.00 OVER 25,000 hrs

ENERGY SAVING COMPARISON:

20W LED T5 Tube vs 35W T5 & Control Gear (5W)

LED GY6.35 CAPSULE LAMPS

- Suitable replacement for 35W and 50W halogen lamps
- Lamp life: 15,000 hrs
- Guarantee: 1 Year



NEW



Direct Retrofit
- no change required

FROM
£6.25
+VAT

Code	Wattage	Lumens	1+	10+
Non-Dimmable – Warm White – 2700K				
2786-2006	2.6W	300 lm	£6.25	£5.95
2786-2012	4W	470 lm	£6.95	£6.75
Non-Dimmable – Cool White – 4000K				
2786-2003	2.6W	300 lm	£6.25	£5.95
2786-2009	4W	470 lm	£6.95	£6.75

kgCO2e SAVING

UP TO **142.83** OVER 15,000 hrs
kgCO2e

YOU SAVE

UP TO **£193.20** OVER 15,000 hrs

ENERGY SAVING COMPARISON:
4W LED G4 vs 50W Halogen GY6.35

2W G4 LED CAPSULE LAMPS

- Suitable replacement for 10W and 20W halogen lamps
- Lamp life: 15,000 hrs
- Pack of 2
- Guarantee: 1 Year



Direct Retrofit
- no change required

ONLY
£9.25
+VAT

Code	Lumens	1+	10+
Non-Dimmable – Warm White – 3000K			
2196-2761	200 lm	£9.25	£8.75
Non-Dimmable – Cool White – 4000K			
2247-2401	200 lm	£9.25	£8.75

kgCO2e SAVING

UP TO **55.89** OVER 15,000 hrs
kgCO2e

YOU SAVE

UP TO **£75.60** OVER 15,000 hrs

ENERGY SAVING COMPARISON:
2W LED G4 vs 20W Halogen G4

3.3W LED G9 CAPSULE LAMPS

- Suitable replacement for 40W halogen lamps
- Lamp life: 15,000 hrs
- Pack of 2
- Guarantee: 1 Year



Direct Retrofit
- no change required

ONLY
£9.25
+VAT

Code	Lumens	1+	10+
Non-Dimmable – Warm White – 3000K			
2196-2764	350 lm	£9.25	£8.75
Non-Dimmable – Cool White – 4000K			
2247-2404	350 lm	£9.25	£8.75

kgCO2e SAVING

UP TO **113.95** OVER 15,000 hrs
kgCO2e

YOU SAVE

UP TO **£154.14** OVER 15,000 hrs

ENERGY SAVING COMPARISON:
3.3W LED G9 Vs 40w Halogen G9

4.4W LED G9 CAPSULE LAMPS

- Suitable replacement for 40W halogen lamps
- Lamp life: 15,000 hrs
- Guarantee: 1 Year



Direct Retrofit
- no change required

ONLY
£5.95
+VAT

Code	Lumens	1+	10+
Non-Dimmable – Warm White – 3000K			
2658-6514	470 lm	£5.95	£5.50
Non-Dimmable – Cool White – 4000K			
2705-9821	480 lm	£5.95	£5.50

kgCO2e SAVING

UP TO **110.54** OVER 15,000 hrs
kgCO2e

YOU SAVE

UP TO **£149.52** OVER 15,000 hrs

ENERGY SAVING COMPARISON:
3.3W LED G9 Vs 40w Halogen G9

8W G24 LED LAMPS

- Suitable replacement for 18 and 26W compact fluorescent lamps
- Rotating end cap
- Lamp life: 25,000 hrs
- Guarantee: 3 Years



Switch Start Control
Gear = Remove Starter



High Frequency Control Gear
= Bypass

ONLY
£14.95
+VAT

Code	Cap	Length	Lumens	1+	10+
Non-Dimmable – Cool White – 4000K					
2275-5286	G24 2 Pin	145 mm	800 lm	£14.95	£14.50
2275-5325	G24 4 Pin	145 mm	800 lm	£14.95	£14.50

kgCO2e SAVING

UP TO 124.20 **OVER 25,000**
TO **kgCO2e** **hrs**

YOU SAVE


UP TO £168.00 **OVER 25,000**
TO **hrs**

ENERGY SAVING COMPARISON:

8W LED Compact vs 26W Compact & Control Gear (6W)

2G11 LED PLL LAMPS

- Suitable replacement for 18 - 55W compact fluorescent lamps
- Lamp life: 20,000 hrs
- Guarantee: 3 Years



Switch Start & High
Frequency Control
Gear = Bypass

FROM
£13.75
+VAT

Code	Wattage	Length	Lumens	1+	10+
Non-Dimmable – Cool White – 4000K					
1653-8089	8W	225 mm	900 lm	£13.75	£13.25
2345-5771	12W	315 mm	1350 lm	£13.75	£13.25
1653-5578	16W	415 mm	1800 lm	£14.75	£14.25
2345-5777	20W	540 mm	2350 lm	£15.75	£15.25

kgCO2e SAVING

UP TO 157.32 **OVER 20,000**
TO **kgCO2e** **hrs**

YOU SAVE

UP TO £212.80 **OVER 20,000**
TO **hrs**

ENERGY SAVING COMPARISON:

20W LED Compact vs 55W Compact & Control Gear (3W)

LED LAMP ALTERNATIVES

8W LED 2D LAMPS

- Suitable replacement for 16W compact fluorescent 2D lamps
- Lamp life: 30,000 hrs
- Guarantee: 3 Years



Switch Start Control Gear
= Remove Starter



High Frequency Control Gear
= Bypass

ONLY
£16.75
+VAT

Code	Cap	Lumens	1+	10+
Non-Dimmable – Cool White – 4000K				
2123-0989	GR8 2 Pin	800 lm	£16.75	£15.50
2123-0992	GR10q 4 Pin	800 lm	£16.75	£15.50

kgCO2e SAVING

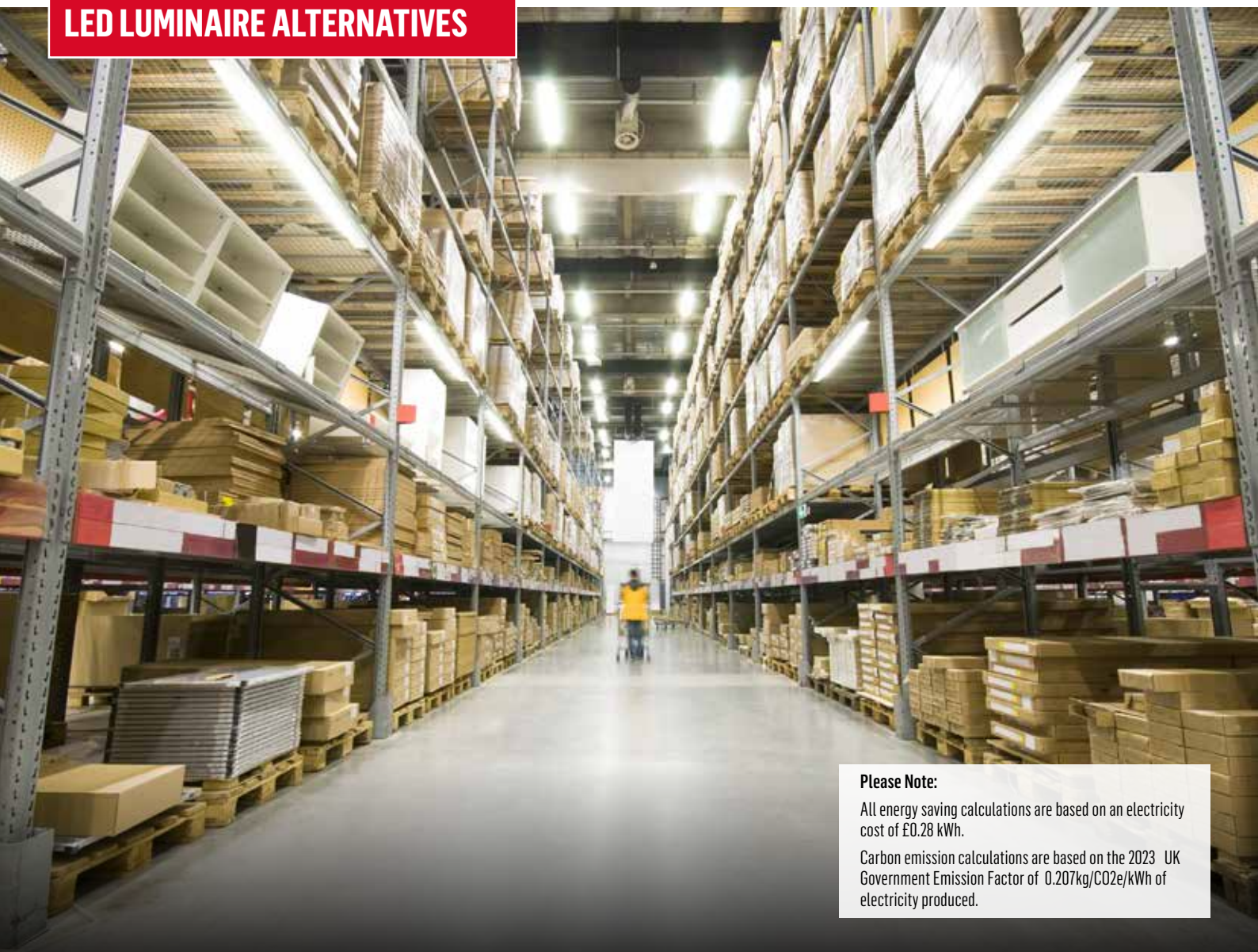
UP TO 86.94 **OVER 30,000**
TO **kgCO2e** **hrs**

YOU SAVE

UP TO £117.60 **OVER 30,000**
TO **hrs**

ENERGY SAVING COMPARISON:

8W LED 2D vs 16W 2D & Control Gear (6W)



Please Note:

All energy saving calculations are based on an electricity cost of £0.28 kWh.

Carbon emission calculations are based on the 2023 UK Government Emission Factor of 0.207kg/C02e/kWh of electricity produced.

LED LUMINAIRE ALTERNATIVES

LED TRI-COLOUR BATTENS IP20

- Steel body with powder-coated finish
- Polycarbonate UV stabilised diffuser
- Quick-release access system
- Ideal retrofit option for existing T8 or T5 fixtures
- Integrated LED
- Colour temperature: Warm white 3000K, Cool white 4000K and Daylight 6500K
- Lamp life: 50,000 hrs
- Dimensions: 72 mm[W] x 72.5 mm[D]
- Mounted: Surface or suspended
- Guarantee: 5 Years
[on-site Guarantee: 1 year]
[emergency Guarantee: 2 years]

Microwave features:

- Detection angle [ceiling]: 360° [wall]: 150°
- Detection range: 10 m
- Timer adjustment: 5 secs / 30 secs / 90 secs / 5 mins / 20 mins or 30 mins

Includes:

- Safety cords to LED tray

Code	Size	Wattage	Sensor	Lumens	Length	Price			
Standard									
2756-5063	2 ft	10W	-	1200 lm	600 mm	1+	£29.95	10+	£28.50
2756-5066	4 ft	20W	-	2400 lm	1200 mm	1+	£30.95	10+	£29.50
2756-5081	5 ft	30W	-	3600 lm	1500 mm	1+	£34.95	10+	£33.50
2756-5093	5 ft	30W	Microwave	3600 lm	1500 mm	1+	£53.95	10+	£51.95
2756-5111	6 ft	40W	-	4800 lm	1800 mm	1+	£44.95	10+	£43.50
Standard – High Output									
2756-5075	4 ft	40W	-	4800 lm	1200 mm	1+	£46.75	10+	£45.25
2756-5099	5 ft	60W	-	7200 lm	1500 mm	1+	£44.95	10+	£43.50
2756-5105	5 ft	60W	Microwave	7200 lm	1500 mm	1+	£74.95	10+	£72.95
2756-5117	6 ft	67W	-	8040 lm	1800 mm	1+	£63.50	10+	£61.95
3 hr Maintained Emergency									
2756-5072	4 ft	20W	-	2400 lm	1200 mm	1+	£74.95	3+	£72.95
2756-5087	5 ft	30W	-	3600 lm	1500 mm	1+	£79.95	3+	£77.95
2756-5096	5 ft	30W	Microwave	3600 lm	1500 mm	1+	£94.95	3+	£92.95
2756-5114	6 ft	40W	-	4800 lm	1800 mm	1+	£84.95	3+	£82.95
3 hr Maintained Emergency – High Output									
2756-5078	4 ft	40W	-	4800 lm	1200 mm	1+	£87.50	3+	£85.50
2756-5102	5 ft	60W	-	7200 lm	1500 mm	1+	£89.95	3+	£87.95
2756-5108	5 ft	60W	Microwave	7200 lm	1500 mm	1+	£109.95	3+	£107.95
2756-5120	6 ft	67W	-	8040 lm	1800 mm	1+	£99.95	3+	£97.95



Visit cef.co.uk for video demonstration



kgCO2e SAVING
UP TO 372.60 OVER 50,000 hrs
kgCO2e

YOU SAVE
UP TO £504.00 OVER 50,000 hrs

ENERGY SAVING COMPARISON: 30W LED Batten vs 58W T8 Fluorescent Lamp & Control Gear [8W]

FROM
£29.95 +VAT

LED NON-CORROSIVE FITTINGS IP65

- Polycarbonate body and purpose-designed opal diffuser
- Integrated LED
- Colour temperature: Cool white 4000K
- Lamp life: 50,000 hrs
- Mounted: Surface or suspended
- Guarantee: 5 Years
[on-site Guarantee: 1 year]
[emergency Guarantee: 2 years]

Includes:

- Stainless steel fixing clips
- Gear tray extension cords

NEW

Code	Size	Wattage	Lumens	Length	Width	Depth	1+	10+
Standard								
2613-7831	2 ft	9W	1100 lm	600 mm	96 mm	79 mm	£29.50	£27.95
2613-7894	4 ft	18W	2200 lm	1200 mm	96 mm	79 mm	£35.50	£33.95
2613-7846	5 ft	23W	2800 lm	1500 mm	96 mm	79 mm	£39.50	£37.95
2613-7858	6 ft	27W	3200 lm	1800 mm	96 mm	83 mm	£49.95	£48.50
Standard – High Output								
2613-7834	2 ft	18W	2200 lm	600 mm	96 mm	79 mm	£34.95	£33.25
2613-7840	4 ft	40W	4800 lm	1200 mm	96 mm	79 mm	£44.25	£42.50
2613-7852	5 ft	48W	5800 lm	1500 mm	96 mm	79 mm	£47.50	£45.75
2613-7864	6 ft	55W	6600 lm	1800 mm	96 mm	83 mm	£69.50	£67.75
Standard – Microwave Sensor								
2726-9278	5 ft	23W	2800 lm	1500 mm	96 mm	79 mm	£51.50	£49.95
2726-9272	5 ft	48W	5800 lm	1500 mm	96 mm	79 mm	£64.50	£62.75
Code	Size	Wattage	Lumens	Length	Width	Depth	1+	3+
3 hr Maintained Emergency								
2613-7837	4 ft	18W	2200 lm	1200 mm	96 mm	79 mm	£78.95	£76.95
2613-7849	5 ft	23W	2800 lm	1500 mm	96 mm	79 mm	£89.95	£86.95
2613-7861	6 ft	27W	3200 lm	1800 mm	96 mm	83 mm	£99.95	£97.95
3 hr Maintained Emergency – High Output								
2613-7843	4 ft	40W	4800 lm	1200 mm	96 mm	79 mm	£88.95	£86.50
2613-7855	5 ft	48W	5800 lm	1500 mm	96 mm	79 mm	£99.95	£97.50
2613-7867	6 ft	55W	6600 lm	1800 mm	96 mm	83 mm	£109.95	£107.50
3 hr Maintained Emergency – Microwave Sensor								
2726-9281	5 ft	23W	2800 lm	1500 mm	96 mm	79 mm	£113.95	£109.95
2726-9275	5 ft	48W	5800 lm	1500 mm	96 mm	79 mm	£137.50	£132.95



Microwave features:

- Detection angle [ceiling]: 360° [wall]: 150°
- Detection range: 10 m
- Timer adjustment: 5 secs, 30 secs, 90 secs, 5 mins, 20 mins or 30 mins



kgCO2e SAVING

UP TO 972.90 **OVER 50,000**
kgCO2e hrs

YOU SAVE

UP TO £1,316.00 **OVER 50,000**
hrs

ENERGY SAVING COMPARISON:

48W LED Non Corrosive vs 2 x 58W T8
Fluorescent Lamps & Control Gear [26W]



Visit cef.co.uk for
video demonstration

FROM
£29.50
+VAT

LED LINEAR VAPOUR PROOF FITTINGS IP65

- Slim extruded single-piece polycarbonate body and opal diffuser
- Integrated LED
- Colour temperature: Cool white 4000K
- Lamp life: 25,000 hrs
- Dimensions: 53 mm[W] x 35 mm[D]
- Mounted: Surface or suspended
- Guarantee: 2 Years

Includes:

- Stainless steel fixing clips
- Entry gland
- Quick-fit terminals

Visit cef.co.uk for
video demonstration



Code	Size	Wattage	Lumens	Length	1+	10+
Single						
2607-5575	4 ft	36W	3600 lm	1261 mm	£23.75	£22.75
2607-5578	5 ft	45W	4500 lm	1541 mm	£27.95	£26.95
2607-5581	6 ft	60W	6000 lm	1841 mm	£42.50	£41.50



kgCO2e SAVING

UP TO 93.15 OVER
kgCO2e 25,000
hrs

YOU SAVE

UP TO £126.00 OVER
25,000
hrs

ENERGY SAVING COMPARISON:

60W LED Vapour Proof Vs 70w T8 Fluorescent Lamp & Control Gear (8W)

FROM
£23.75 +VAT

LED SLIMLINE UNDER CABINET LINK LIGHTS

- Suitable replacement for traditional T4 and T5 fluorescent fittings
- Compact, surface mounted design
- Beam angle: 180°
- Lamp life: 30,000 hrs
- Guarantee: 3 Years

Includes:

- 1.5 m Mains cable
- 250 mm Link cable
- Fixing brackets
- Connector



Code	Wattage	Length	Lumens	1+	5+
Warm White – 3000K					
2341-3855	4W	225 mm	340 lm	£12.95	£12.50
2033-5693	4W	288 mm	370 lm	£13.50	£12.95
2033-5696	7W	516 mm	630 lm	£16.95	£16.25
2033-5699	9W	549 mm	800 lm	£20.50	£19.50
2033-5684	13W	849 mm	1200 lm	£22.95	£21.75
2033-5687	18W	1149 mm	1600 lm	£27.50	£26.25
2033-5690	22W	1449 mm	1800 lm	£36.50	£34.95
Cool White – 4000K					
2341-3852	4W	225 mm	360 lm	£12.95	£12.50
1916-9914	4W	288 mm	400 lm	£13.50	£12.95
1916-9917	7W	516 mm	700 lm	£16.95	£16.25
1916-9920	9W	549 mm	900 lm	£20.50	£19.50
1916-9905	13W	849 mm	1300 lm	£22.95	£21.75
1916-9908	18W	1149 mm	1800 lm	£27.50	£26.25
1916-9911	22W	1449 mm	2100 lm	£36.50	£34.95

kgCO2e SAVING

UP TO **74.52** OVER 30,000 hrs
kgCO2e

YOU SAVE

UP TO **£100.80** OVER 30,000 hrs

ENERGY SAVING COMPARISON:

13W LED Link Light Vs 21W T5 Link Light (4W)

Code	Length	1+	5+
Link Cables			
0088-7071	250 mm	£2.95	£2.70
0088-7074	500 mm	£3.25	£3.00
0088-7059	1000 mm	£3.50	£3.25

FROM
£12.95
+VAT

BACKLIT LED TP[a] PANELS IP20

- Aluminium body with low glare opal polycarbonate TP[a] diffuser
- Optional emergency conversion pack – sold separately (2628-3835)
- Mounted: Recessed
- Lamp life: 50,000 hrs
- Guarantee: 5 Years [on-site Guarantee: 1 year]
[emergency Guarantee: 2 years]



kgCO2e SAVING

UP TO **538.20** OVER 50,000 kgCO2e hrs

YOU SAVE

UP TO **£728.00** OVER 50,000 hrs

Includes:

- Plug-and-play driver

ENERGY SAVING COMPARISON:

36W LED Panel Vs 4x18W Fluorescent Lamps & Control Gear (16W)

Code	Wattage	Lumens	Length	Width	Depth	1+	10+
Non-Dimmable – Warm White – 3000K							
2676-5536	36W	3820 lm	595 mm	595 mm	34 mm	£25.95	£24.95
Non-Dimmable – Cool White – 4000K							
2676-5530	36W	3820 lm	595 mm	595 mm	34 mm	£25.95	£24.95
2676-5518	36W	3820 lm	1195 mm	295 mm	34 mm	£44.95	£42.95
2676-5524	45W	4830 lm	1195 mm	295 mm	34 mm	£76.95	£74.95
Non-Dimmable – Daylight – 6500K							
676-5533	36W	3820 lm	595 mm	595 mm	34 mm	£25.95	£24.95
2676-5521	36W	3820 lm	1195 mm	295 mm	34 mm	£44.95	£42.95
2676-5527	45W	4830 lm	1195 mm	295 mm	34 mm	£76.95	£74.95

FROM
£25.95
+VAT

4.3W EMERGENCY CONVERSION PACK

- Designed for Fusion LED panels
- 24 Hour charge time
- Test button
- Emergency duration: 3 hrs
- Charge indicator LED
- Guarantee: 2 Years

Code	Length	Width	Depth	1+	3+
2628-3835	213 mm	95 mm	40 mm	£57.95	£55.50



12W / 16W DOME LED TRI-COLOUR BULKHEADS IP65

- LED Bulkhead with opal diffuser
- Selectable colour temperature: Warm white 3000K, cool white 4000K or daylight 6500K
- Switch located on the driver takes the fitting down to 12W for increased energy savings
- Lumen output [12W]: 1,200 - 1,300 lm
[16W]: 1,600 - 1,700 lm
- Guarantee: 3 Years
[emergency Guarantee: 2 years]



Microwave features:

- Detection angle: 360°
- Detection range: 12 m
- Timer adjustment: 5 secs - 10 mins

Includes:

- Standard white bezel



Visit cef.co.uk for
video demonstration



Code	Sensor	Lamp Life	Depth	Ø	Price			
Standard								
2704-3078	No	30000 hrs	82.5 mm	320 mm	1+	£22.95	5+	£21.50
2704-3147	Microwave	30000 hrs	82.5 mm	320 mm	1+	£41.75	5+	£39.75
3 hr Maintained Emergency								
2704-3144	No	20000 hrs	82.5 mm	320 mm	1+	£43.50	3+	£41.95
2704-3150	Microwave	20000 hrs	82.5 mm	320 mm	1+	£59.95	3+	£57.95
Code	Colour				1+		3+	
Bezels								
2722-3345	Chrome				£7.95		£7.75	
2722-3348	Polished Brass				£12.95		£12.75	

kgCO2e SAVING
UP TO **86.94** OVER 30,000 hrs
kgCO2e

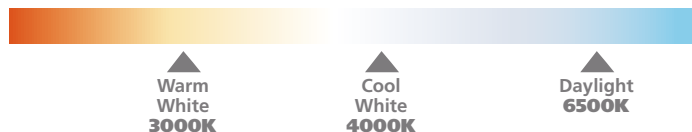
YOU SAVE
UP TO **£117.60** OVER 30,000 hrs

ENERGY SAVING COMPARISON:
12W LED Bulkhead vs 16W 2D & Control Gear (10W)

FROM
£22.95 +VAT

CCT SELECTABLE

- Dome fittings have a built-in CCT colour select function [WW / CW / DL]
- The colour temperature can be changed by adjusting the switch on the LED gear tray



WATTAGE SELECTABLE

- The Dome Bulkhead has a built-in Wattage selection function [12W or 16W]. The wattage can be changed by adjusting the switch on the LED Driver.



ON = 16W

1 = 12W

EMERGENCY


- Maintained emergency [3 hr / 180 mins] versions available
- Emergency output: 80 lm



LED LUMINAIRE ALTERNATIVES

WIRING

- Push-fit [loop-in / loop-out] terminal block




ACCESS

- Tool-free hinged gear tray



MICROWAVE SENSOR

- Dip switch programmable microwave sensor with corridor function is also available.



12W / 16W KLIP LED TRI-COLOUR BULKHEADS IP65

- LED Bulkhead with opal diffuser
- Selectable colour temperature:
Warm white 3000K, cool white 4000K or daylight 6500K
- Switch located on the driver takes the fitting down to 12W for increased energy savings
- Lumen output [12W]: 1,200 - 1,300 lm
[16W]: 1,600 - 1,700 lm
- Optional tamper-proof fixings – sold separately [2633-1619]
- Lamp life: 30,000 hrs
- Guarantee: 5 Years
[on-site Guarantee: 1 year]
[emergency Guarantee: 2 years]

Microwave features:

- Detection angle: 360°
- Detection range: 12 m
- Timer adjustment:
0 - 20 mins

Includes:

- Standard white bezel

Visit cef.co.uk for
video demonstration



Code	Sensor	Depth	Ø	Price			
Standard							
2704-3168	No	95 mm	340 mm	1+	£28.95	5+	£27.50
2704-3174	Microwave	95 mm	340 mm	1+	£46.95	5+	£44.95
3 hr Maintained Emergency							
2704-3171	No	95 mm	340 mm	1+	£48.50	3+	£46.95
2704-3177	Microwave	95 mm	340 mm	1+	£64.95	3+	£62.95

Bezels

Code	Colour	1+	5+
Standard			
2743-9111	Anthracite	£5.25	£4.95
2631-9289	Black	£3.50	£3.25
2631-9292	Chrome	£7.25	£6.75
2631-9307	White	£3.50	£3.25
Eyelid			
2743-9114	Anthracite	£5.25	£4.95
2631-9295	Black	£3.50	£3.25
2631-9298	White	£3.50	£3.25
Grille			
2631-9301	Black	£3.50	£3.25
2631-9304	White	£3.50	£3.25
Code	Description	1+	
2633-1619	Tamper Proof Screws and Tool	£4.50	



kgCO2e SAVING

UP TO **111.78** OVER
TO kgCO2e 30,000
hrs

YOU SAVE

UP TO **£151.20** OVER
TO 30,000
hrs

ENERGY SAVING COMPARISON:

16W LED Bulkhead vs 28W 2D & Control Gear (6W)

FROM
£28.95
+VAT



2704-3168 [Without Bezel Fitted]

CLIP-ON BEZELS

- 5 x Clip-on bezels available [white bezel included]
- Conduit knockouts on bezel
- Bezels hide fixings when installed



ACCESS

- Self-retaining screws
- Tool-free hinged gear tray




MOUNTING & FIXING

- 4 x 20 mm Conduit entry points
- 2 x Rear cable entry points
- Wiring recess on base with knockouts
- 55 mm BESA Conduit box mounting
- 12 x Pilot holes for surface mounting



LED LUMINAIRE ALTERNATIVES



CCT SELECTABLE
CCT Colour Select Function
[WW / CW / DL]



WIRING
Push-fit [loop-in / loop-out]
terminal block



MICROWAVE SENSOR
DIP Switch programmable microwave sensor with corridor function




TAMPER-PROOF SCREWS & TOOL
Sold separately



WATTAGE SELECT
Easily change between 12W and 16W

OPTIONAL BEZELS



2743-9111

2631-9289

2631-9292

2631-9307

2743-9114

2631-9295

2631-9298

2631-9301

2631-9304

LED CIRCULAR FLEXI-FIT TRI-COLOUR DOWNLIGHTS IP20

- White body with opal polycarbonate diffuser
- Integrated switch to select colour temperatures
- Adjustable spring clips allow recessed mounting in downlight holes
- Selectable colour temperature: Warm white 3000K, cool white 4000K and daylight 6000K
- Interchangeable magnetic bezels available – sold separately
- Mounted: Surface or recessed
- Lamp life: 30,000 hrs
- Guarantee: 2 Years

Includes:
■ Integrated driver



6W Downlight

- Lumen output: 390, 420 or 450 lm

Visit cef.co.uk for
video demonstration



Code	Depth	Ø	Cut Out Ø	1+	10+
2606-9203	15 mm	140 mm	55 - 100 mm	£17.25	£16.25
Code	Finish			1+	10+
Magnetic Bezel					
2606-9218	Chrome			£4.75	£4.25
2606-9215	Matt Black			£4.75	£4.25
2606-9221	Satin Nickel			£4.75	£4.25

18W Downlight

- Lumen output: 1,500, 1,530 or 1,560 lm

Code	Depth	Ø	Cut Out Ø	1+	10+
2604-0979	15 mm	217 mm	55 - 175 mm	£27.95	£26.95
Code	Finish			1+	10+
Magnetic Bezel					
2604-0985	Chrome			£5.95	£5.50
2604-0982	Matt Black			£5.95	£5.50
2604-0988	Satin Nickel			£5.95	£5.50

24W Downlight

- Lumen output: 1,980, 2,010 or 2,040 lm

Code	Depth	Ø	Cut Out Ø	1+	10+
2606-9200	15 mm	290 mm	60 - 250 mm	£39.95	£38.95
Code	Finish			1+	10+
Magnetic Bezel					
2606-9209	Chrome			£7.95	£7.50
2606-9206	Matt Black			£7.95	£7.50
2606-9212	Satin Nickel			£7.95	£7.50

kgCO2e SAVING
UP TO 285.66 kgCO2e **OVER 30,000 hrs**

YOU SAVE
UP TO £386.40 **OVER 30,000 hrs**

ENERGY SAVING COMPARISON:

18W LED Downlight vs 2 x 26W Compact & Control Gear (12W)

FROM
£17.25 **+VAT**

SURFACE MOUNTED

By using the bracket, screws and wall plugs, the fitting can be surface mounted.



MAGNETIC BEZELS

The Flexi-Fit bezel is white as standard. Additional magnetic bezels are sold separately, allowing the option to tailor the fitting to preferred aesthetics.




RECESS MOUNTED

The spring-clips are adjustable, which allows it to be used in cut-out sizes from 55 mm to 250 mm depending on the luminaire wattage.



CCT SELECTABLE
CCT Colour Select Function
[WW / CW / DW]



LED LOW PROFILE COMMERCIAL DOWNLIGHTS IP20

- Low profile recessed downlight with opal polycarbonate diffuser
- Ideal replacement for existing CFL fixtures
- Lithium-ion phosphate battery offers excellent reliability
- Mounted: Recessed
- Lamp life: 25,000 hrs
- Guarantee: 2 Years



Includes:

- Plug-and-play driver

Code	Wattage	Lumens	Depth	Ø	Cut Out Ø	1+	10+
Cool White – 4000K							
2634-4567	6W	450 lm	21 mm	128 mm	115 mm	£10.50	£9.95
2634-4558	12W	900 lm	21 mm	170 mm	150 mm	£14.25	£13.75
2634-4561	18W	1600 lm	21 mm	229 mm	210 mm	£16.95	£16.25
2634-4564	24W	1900 lm	21 mm	298 mm	280 mm	£26.95	£26.25

FROM
£10.50
+VAT

kgCO2e SAVING

UP
TO **238.05** OVER
kgCO2e 25,000
hrs

YOU SAVE

UP
TO **£322.00** OVER
£ 25,000
hrs

ENERGY SAVING COMPARISON:

18W LED Downlight vs 2 x 26W Compact & Control Gear (12W)

4.1W EMERGENCY CONVERSION KIT IP20

- All-in-one emergency conversion kit for Fusion Low Profile LED circular downlights
- Lithium-ion phosphate battery offers excellent reliability
- Plug-and-play connections
- Manual test button
- Emergency duration: 3 hrs Maintained
- Guarantee: 2 Years



Code	Length	Width	Depth	1+	3+
2634-4570	213 mm	95 mm	40 mm	£49.50	£47.50



FREE LIGHTING DESIGN SERVICE

Exclusive lighting design service for CEF customers from Fusion Luminaires

95% of lighting designs completed within 3 days

Our free lighting design services include



PLANS

- An overview of products required for the project
- Representational floor plan
- A quick reference point for placements



RESULTS OVERVIEW

- Illumination levels and products required for individual rooms



NUMERICAL RESULTS

- Numerical LUX levels results



OPTIONAL 3D RENDERED IMAGES

- 3D visual representation of post project install



FULL PRODUCT SPECIFICATION

- Detailed specification of products used for the project



OPTIONAL ENERGY SAVING REPORT CALCULATOR

- Energy saving report to showcase usage and monetary savings



For more details **contact your local branch**

PROTECTING YOUR FUTURE

CEF are committed to providing their customers with a unique recycling solution, to ensure all electrical waste is recycled responsibly and valuable resources are captured and recovered for our future generations.

CEF are the only electrical distributor in the UK to have an in-house electrical waste recycling facility, offering our customers a complete one-stop recycling service and compliance in line with all current legislation.

**waste
experts**
flexible - reliable - responsible

ASK IN-BRANCH OR VISIT
CEF.CO.UK/ELECTRICALWASTE
FOR MORE INFORMATION



DID YOU KNOW?



CEF recycle over **1 million** lamps a year

CEF recycle **more electrical waste** than any other UK electrical distributor



CEF care for the environment by **recycling 98%** of the electrical waste it receives

CEF have a network of over **390 branches** ready to help you meet your environmental responsibilities



**YOUR
ELECTRICAL
EXPERTS**

IN-BRANCH | CEF.CO.UK | TRADE CATALOGUE | APP

All products are subject to availability and prices are correct at the time of print.
Prices valid until 5:30pm on 31st December 2023.